



Regular Meeting of the Board of Directors of the Port of Oswego Authority

Monday, December 8, 2025

4:30 PM Meeting

- 1. Call to Order**
- 2. Motion 12-08-2501: To approve the Minutes of the 11-17-2025 regular monthly meeting (Exhibit A)**
- 3. Administrative Operational Report (Schneider) & Operations Report (McMahon) (Exhibit B)**
- 4. Administrative Financial Reports: (A) Primary and (B) Subsidiary
Motion 12-08-2502: To accept November's Primary and Subsidiary Financial Reports**
 - A. Primary Financial Reports: (Exhibit C-1)**
 - Cash Position**
 - Balance Sheet**
 - Profit & Loss Statement**
 - Marina Profit & Loss Statement**
 - B. Subsidiary Financial Reports: (Exhibit C-2)**
 - Monthly Bills**
 - Accounts Payable**
 - Accounts Receivable**
 - Grants Receivable Summary**
 - Loan Summary**
 - Schedule of Assets**
 - Sales Report**
- 5. Chairman's Report**
- 6. Committee Reports – no Committee Meetings in November**
- 7. Old Business**

MISSION STATEMENT

The mission of the Port of Oswego Authority is to serve as an economic catalyst in the *Central New York Development Council District Region* by providing diversified and efficient transportation services and conducting operations in a manner that promotes regional growth and development while being mindful of our responsibility to serve as a steward of the environment.

8. New Business

Motion 12-08-2503: To move to Executive Session for discussion on personnel issues.

Motion 12-08-2504: To resume the regular monthly meeting.

9. AD HOC MOTIONS REQUIRED AS A RESULT OF MEETING BUSINESS:

Motion 12-08-250 : To

Motion 12-08-250 : To

10. Motion 12-08-250 : To adjourn the regular monthly meeting.

**Next Regular Monthly Board Meeting is scheduled for
Monday, January 12, 2026 @ 4:30pm**

MISSION STATEMENT

The mission of the Port of Oswego Authority is to serve as an economic catalyst in the *Central New York Development Council District Region* by providing diversified and efficient transportation services and conducting operations in a manner that promotes regional growth and development while being mindful of our responsibility to serve as a steward of the environment.

Exhibit A

PORT OF OSWEGO AUTHORITY – UNAPPROVED/DRAFT

Regular Monthly Board Meeting

Monday, November 17, 2025

CALL TO ORDER: Mr. Enwright called the meeting to order at approximately 4:42 PM.

PRESENT: Francis Enwright - Chairperson, Constance Cosemento - Vice Chairperson, Kathleen Macey, James Metcalf, Jennifer LaPietra, and Thomas Schneider - Interim Executive Director.

ALSO PRESENT: Pat McMahon - Supervisor of Development & Maintenance, Debbie Godden - Accounting Manager, Dr. John Kares Smith - former Board Member, Richard Atkins -former Board Member, Marie Schadt - Oswego County Legislator District 19, and Christine Weisenburger - Oswego County Democratic Chair.

ABSENT: Diane Zeller.

APPROVAL OF MINUTES

Motion 11-17-2503:

A motion was made by Mrs. Cosemento to approve the minutes of the October 20, 2025 Regular Monthly Meeting at 4:45 PM. Motion was seconded by Ms. Macey. Motion passed. 5-Aye, 0-Nay.

ADMINISTRATIVE OPERATIONAL REPORT

Mr. Schneider, Interim Executive Director, presented the Administrative Operational Report to the Board at 4:45 PM.

Report Topics:

Monthly operations update – October 2025

Update on projects:

- The Port's three (3) current commodities that are transloaded and warehoused:
 - ✓ **aluminum**
 - ✓ **grain**
 - ✓ **potash**
- Tonnage Report – October was slower month in terms of cargo movement, and that had to do with how the local aluminum plant was going to respond to their closure.
- Aluminum – seeing the ongoing trend of domestic aluminum that is prime aluminum (smaller ingots) being moved out by the owners, which are primarily commodity brokers to a number of different locations. That has helped support the local aluminum plant by taking larger recycled ingots from their location and moving them to the Port. The Port is in daily communications with the local plant, and the Port wants to assist them to stage their start-up; in order to do that, they need to clear their field out of some aluminum that is not going to be used in the beginning of the start-up of operations. Prime aluminum is being transported out. What has happened relative to this supply of domestic prime aluminum which is subject to most of it both we received comes from Canada and we have received very little from Canada by vessel. It has to do with the industry waiting to see what would happen with tariffs and the reluctance to move aluminum over at the higher tariff rates. The consumption of that aluminum is going to get to the point where there's going to have to be a resupply and that will have to come

through by vessel. Right now, the configuration of what the Port has is the consumption of what is still considered domestic prime aluminum that has not been subject to tariff. The only thing that is on the Port's field that is subject to tariff is the sows in front of the silo, and it is being transported out and consumed at other locations and will have to be replenished at some point. In the interim, it has helped clear out the yard so that the Port can accept the local aluminum plants their large recycled ingots (that are 15-17 metric tons), and be able to have the room to store them by size, by alloy in order to return them to the plant when they are operational.

- Agriculture – soybeans are being loaded into the silo from area farmers. The soybean season and harvest have been unimpressive.
- Potash – continues; goes out in very small supplies and will eventually be filled by cargo.
- Dome 4 – primarily being used for the storage of boats from the marinas.
- Marinas – both marinas are closed.
- USGS at 17 Lake Street (Fish & Wildlife) – still working through the succeeding lease with the General Services Administration (GSA).
- Break Wall Project – completed by a sub-contractor to the US Army Corps of Engineers, is technically completed for the season; sub-contractors thought they could complete work into November but that has not worked out due to the roughness of the water.
- Grants – the Port has several different grants in different states of readiness:
 - ✓ Warehouse Modernization Grant – came from the Port Improvement Development Project (PIDP) grant – on a phone call with the Maritime Administration who is overseeing this grant; working through the environmental portion of the process as well as the Section 106 tribal communications and the Title 6 policies and procedures associated with this federal grant.
 - ✓ Economic Development Administration (EDA) Grant – federal grant that goes along with the state's Passenger and Freight Rail Assistance Program (PFRAP) grant (issued by DOT) – still waiting to do core drillings on that. This grant will combine rail spurs at the Fitzgibbons site and a conveyor system for grain to load onto ships.
 - ✓ Electric Railcar Mover – Mr. McMahon will update on this; he visited Baltimore, MD on this.
 - ✓ FEMA Project/Grant – Debbie Godden explained that this FEMA project included the east dock and the west pier; they were considered the same project as far as FEMA was concerned. That was \$6.1 million in projects. The projects have been closed out; everything has been submitted to them. It went through New York State Division of Homeland Security and Emergency Services (DHES), and they forward it on to FEMA. FEMA has reviewed it and closed it on their side. Now it is kicked back to DHES, and the Port is waiting for the funds to be sent out to us. These projects are all reimbursement-based, meaning the Port pays out the contractors and the Port submits it for reimbursement. Additionally, the NYS DOT grant the Port had for the Agricultural Center (which built the silo and Dome 4), final payment request has been submitted.
- Highway H2O Conference – attending November 18th – 20th in Toronto, Canada with Pat McMahon.

OPERATIONAL REPORT

Mr. Patrick McMahon, Supervisor of Development & Maintenance, detailed the following:

- Update on Operations
 - Electric Trackmobile – will be in Syracuse in December, possibly seeing it at the Port in February. Currently the Port has a Hercules Trackmobile, which can move 5 railcars at a time. The Port was able to secure funding for an electric railcar mover that is able to handle 9-12 railcars through the Port, which will assist in moving railcars and loading and unloading product.
 - H. Lee White Maritime Museum – invitation and attended the Volunteer Appreciation Reception, to thank the Port for the services provided.

QUESTIONS AND DISCUSSIONS ON TOPICS FROM THE ADMINISTRATIVE OPERATIONAL REPORT

Ms. LaPietra asked about an update on the Customs and Boarder protection lease. Mr. Schneider stated that there was no change; a lease was put forward by CBP that the Port's legal counsel has reviewed. A conference call will be scheduled. For review purposes, Customs and Border Patrol has requested to install a movable surveillance tower. They were shown an area at the Fitzgibbons property west or northwest of the railroad tracks. Customs has come back with a lease proposal. The purpose of the tower seven nautical mile view across the lake.

Mr. Metcalf inquired about the movement of aluminum and it being less profitable for the Port versus vessels coming into the Port. Mr. Schneider explained that when vessels come in, there are higher labor rates, dockage, wharfage, the vessel is there for a longer period of time, it is a higher margin business because there are only certain number of places a vessel can dock. The more traffic the Port does by vessel, the more profitable it is as opposed to items coming in by rail.

Mrs. Cosemento inquired if any shipment of aluminum that may resume from Canada is weather-dependent; no notification of the seaway closure at this time, however, spoke to a broker recently and they were possibly going to be bringing in product next month in December into the Foreign Trade Zone (FTZ). Mrs. Cosemento asked if anything was in the FTZ; the only items that have been in the FTZ is Customs have been using the Port as a staging area to inspect travel loads that they have randomly chosen or chosen based upon paperwork and redirected here, so the loads can be unloaded, inspected by Customs, then reloaded and then shipped out. There have been five trucks in within the last month; 4 are currently at the Port. Mr. Metcalf inquired about who unloads the materials in the FTZ and who pays that freight. Mr. Schneider explained that the ILA unloads the freight and the broker who then passes it forward to Customs.

Mr. Schneider reviewed the difference between an FTZ and bonded warehouse per Ms. LaPietra's request. What the Port has is a FTZ, where the tariff rate or tax is established at the time it enters and whenever it leaves at the entry rate. With a bonded warehouse, cargo that comes in is placed in the bonded warehouse and is tariffed or taxed at the rate effect at that time it leaves. Ms. Lapietra reviewed the issue with creating a bonded warehouse at the Port; the Port is in a FTZ and we would have to do it outside the FTZ; inquired where the closest place would be for that. Mr. Schneider explained that it could be done by doing a boundary modification of the FTZ and then the establishment of the bonded warehouse, however the demand for this has not held.

When CSX enters Port property, which is East 10-1/2 Street where the tracks move over, CSX leaves the railcars there, but the Port takes care of the railcar movement anywhere inside the facility. Right now that is being done with a diesel-powered trackmobile; a grant was previously approved to acquire an electric trackmobile that is still being built in Europe, then shipped to Baltimore, and finally shipped

to Syracuse. This is from a Passenger Freight and Rail Assistance Program (PFRAP) grant from the state of New York Department of Transportation. It will be charged at the Port's charging station.

Mr. Enwright asked Pat McMahon about the west-side marina winterization. Mr. McMahon has inquired about bubblers for the west-side marina to prevent ice building and causing damage.

ADMINISTRATIVE FINANCIAL REPORTS

Motion 11-17-2504:

A motion was made by Ms. Macey to accept October's financial reports as presented at 5:11 PM. Motion seconded by Mr. Metcalf. Motion passed. 5-Aye, 0-Nay.

Primary Financial Reports

- Cash Position
- Balance Sheet
- Profit & Loss Statement
- Marina Profit & Loss Statement

Subsidiary Financial Reports

- Monthly Bills
- Accounts Payable
- Accounts Receivable
- Grants Receivable Summary
- Loan Summary
- Schedule of Assets
- Sales Report

Mr. Schneider and Mrs. Godden were available to answer any questions regarding the financials that Board members may have. Mr. Schneider explained that the lower volume that has been seen this year and the strain that it places on cash flow. It is the expectation that November will be a much stronger month due to increase in activity for the local aluminum plant.

Ms. Lapietra asked about high expenses during the last month; Mrs. Godden stated that the month of October had three pay periods so that would increase the expenses for the month.

Chairman's Report: No report.

Mr. Enwright presented a plaque to past Port of Oswego Authority Board Member, Dr. John Kares Smith, for his 15 years of civic duty.

COMMITTEE REPORTS:

Executive Committee: No meeting, no report per Mrs. Cosemento. Mrs. Cosemento shared that she made contact with Dr. Kares Smith by telephone.

Audit and Finance Committee: No meeting, no report.

Governance Committee: No meeting, no report.

Planning and Development Committee: No meeting, no report per Ms. Macey.

OLD BUSINESS

None.

NEW BUSINESS:

Discussion on Board Meeting schedule.

Mr. Schneider stated that Mr. Metcalf approached him explaining that he has a conflict with another organization that he volunteers his time and effort for that also meets on the third Monday of the month. Board members discussed setting up a meeting schedule for the next calendar year, that included moving monthly meetings to the second Mondays of each month. The next Board meeting will be on Monday, December 8, 2025.

EXECUTIVE SESSION

Motion 11-17-2501:

A motion was made by Mrs. Cosemento to move to Executive Session for discussion on governance continuance at 5:17 PM. Motion seconded by Ms. Macey. Motion passed. 5-Aye, 0-Nay.

Motion 11-17-2502:

A motion was made by Mrs. Cosemento to resume the regular monthly meeting at 6:24 PM. Motion seconded by Ms. Lapietra. Motion passed. 5-Aye, 0-Nay.

ADJOURNMENT

Motion 11-17-2505:

A motion was made by Mr. Metcalf to adjourn the regular monthly meeting at 6:25PM. Motion seconded by Ms. LaPietra. Motion passed. 5-Aye, 0-Nay.

Kathleen Macey, Secretary/Treasurer

Francis Enwright, Chairperson

Exhibit B



Administrative and Operations Report

December 2025

Thomas Schneider, Interim Executive Director

- Monthly Activity Report (November 2025) of operations update from the Scales Office
- Operating Business
 - Transloading and Warehousing
 - Aluminum
 - Trends in transloading and storage
 - Wilf Seymour at the Port on 11/22/2025, \approx 2,800 pieces
 - Agricultural Center – discuss corn and soybean season
 - Potash
 - Dome 4
- CBP Tower
- Marina
 - East Side – Boat Loading, Spring
- Tennent Updates
- Fish & Wildlife (USGS at 17 Lake Street) – Succeeding Lease
- Projects
 - Warehouse Modernization Grant – PIDP 2024
 - Rail Upgrades & Grain Conveyor – EDA & PFRAP
 - Electric Railcar Mover – PFRAP 2023
 - FEMA Projects – closeout (Debbie Godden)
- Highway H₂O Conference, Toronto – attended with Pat McMahon

Patrick McMahon, Supervisor of Development & Maintenance

- Update on Operations
- Still Watch vessel – moved to Marina dockside
- CSX Train Engine Derailment – 12/04/2025

TO: BOARD OF DIRECTORS
 FROM: George Lloyd
 SUBJECT: November 2025
 Activity Report

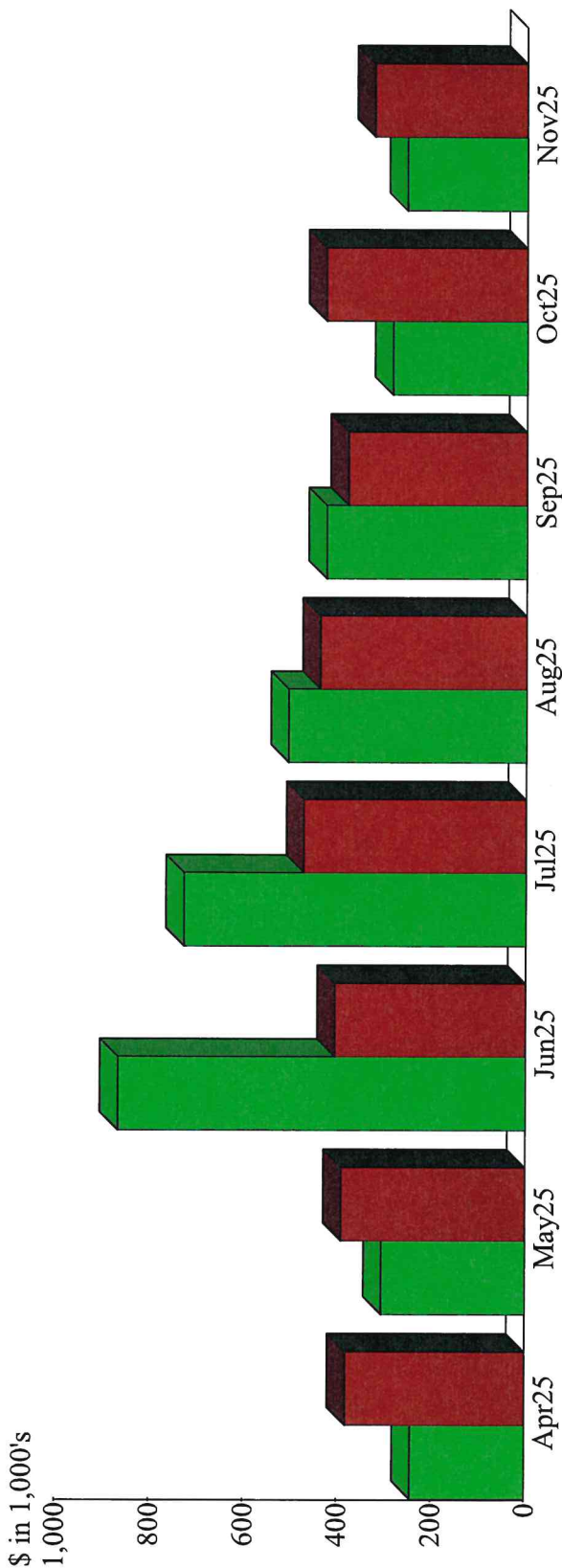
	Totals					
	# In	# Out	Total # In/Out	MT In	MT Out	Total MT In/Out
Trucks	418	210	628	6523.869	2342.739	8866.608
Railcars	48	0	48	4147.184	0.000	4147.184
Vessels	1	0	1	2098.469	0.000	2098.469
Grand Totals	467	210	677	12769.522	2342.739	15112.261

	Company	ST	MT	In/Out	Mode	#
Potash	Nutrien Ag Solutions	0.00	0.000	Inbound	Vessel	0
	Nutrien Ag Solutions	0.00	0.000	Inbound	Railcar	0
	Nutrien Ag Solutions	100.70	91.353	Outbound	Trucks	3
Delong Grain	Soybeans	385.08	349.338	Inbound	Trucks	20
	Soybeans	0.00	0.000	Inbound	Railcar	0
	Soybeans	0.00	0.000	Outbound	Trucks	0
	Soybeans	0.00	0.000	Outbound	Railcar	0
	Soybeans	0.00	0.000	Outbound	Vessel	0
	Corn	0.00	0.000	Inbound	Trucks	0
	Corn	0.00	0.000	Inbound	Railcar	0
	Corn	0.00	0.000	Outbound	Trucks	0
	Corn	0.00	0.000	Outbound	Railcar	0
	Corn	0.00	0.000	Outbound	Vessel	0
Aluminum	Marubeni	2313.14	2098.469	Inbound	Vessel	1
	Marubeni	0.00	0.000	Inbound	Railcar	0
	Marubeni	0.00	0.000	Outbound	Trucks	0
	Marubeni	0.00	0.000	Inbound	Trucks	0
	ARG	916.20	831.162	Outbound	Trucks	41
	ARG	0.00	0.000	Outbound	Railcar	0
	Gerald/GT Comm	0.00	0.000	Inbound	Vessel	0
	Gerald/GT Comm	615.38	558.263	Inbound	Trucks	25
	Gerald/GT Comm	0.00	0.000	Inbound	Railcar	0
	Gerald/GT Comm	0.00	0.000	Outbound	Trucks	0
	Glencore	0.00	0.000	Inbound	Vessel	0
	Glencore	0.00	0.000	Outbound	Trucks	0
	Glencore	0.00	0.000	Inbound	Railcar	0
	Glencore	0.00	0.000	Inbound	Trucks	0
	Goldman	0.00	0.000	Inbound	Vessel	0
	Goldman	0.00	0.000	Inbound	Railcar	0
	Goldman	0.00	0.000	Inbound	Trucks	0
	Goldman	551.40	500.221	Outbound	Trucks	25
	Goldman	0.00	0.000	Outbound	Railcar	0
	Gunvor	0.00	0.000	Inbound	Vessel	0
	Gunvor	766.65	695.493	Outbound	Trucks	37
	Gunvor	0.00	0.000	Outbound	Railcar	0
	Gunvor	0.00	0.000	Inbound	Railcar	0
	Gunvor	0.00	0.000	Inbound	Trucks	0

	IXM	0.00	0.000	Inbound	Vessel	0
	IXM	0.00	0.000	Inbound	Trucks	0
	IXM	0.00	0.000	Inbound	Railcar	0
	IXM	0.00	0.000	Outbound	Trucks	0
	Mitsubishi	0.00	0.000	Outbound	Trucks	0
	Mitsubishi	0.00	0.000	Inbound	Trucks	0
	Mitsubishi	0.00	0.000	Inbound	Vessel	0
	Mitsubishi	0.00	0.000	Inbound	Railcar	0
	Hartree	0.00	0.000	Inbound	Vessel	0
	Hartree	0.00	0.000	Inbound	Trucks	0
	Hartree	247.48	224.510	Outbound	Trucks	7
	Hartree	0.00	0.000	Outbound	Railcar	0
	Hartree	307.74	279.181	Inbound	Railcar	3
	Vitol	0.00	0.000	Inbound	Vessel	0
	Vitol	2198.48	1994.426	Outbound	Trucks	97
	Novelis Ingots	0.00	0.000	Inbound	Vessel	0
	Novelis Ingots	0.00	0.000	Outbound	Trucks	0
	Novelis Ingots	6190.81	5616.268	Inbound	Trucks	373
	Novelis Ingots	276.04	250.425	Inbound	Railcar	3
	Novelis Ingots	0.00	0.000	Outbound	Railcar	0
	Novelis Transfer Loads	0.00	0.000	Outbound	Trucks	0
Dean Marine Rock/Stone	Rock/Stone	3987.70	3617.578	Inbound	Railcar	42

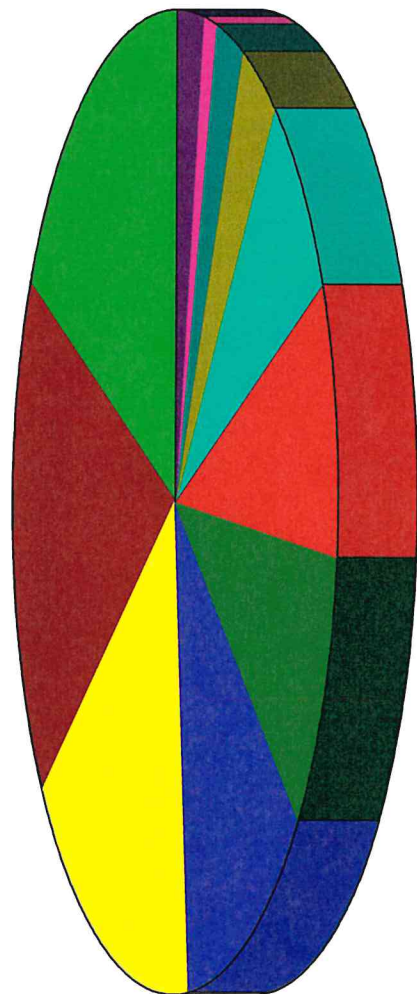
Exhibit C-1

Income and Expense by Month
April through November 2025



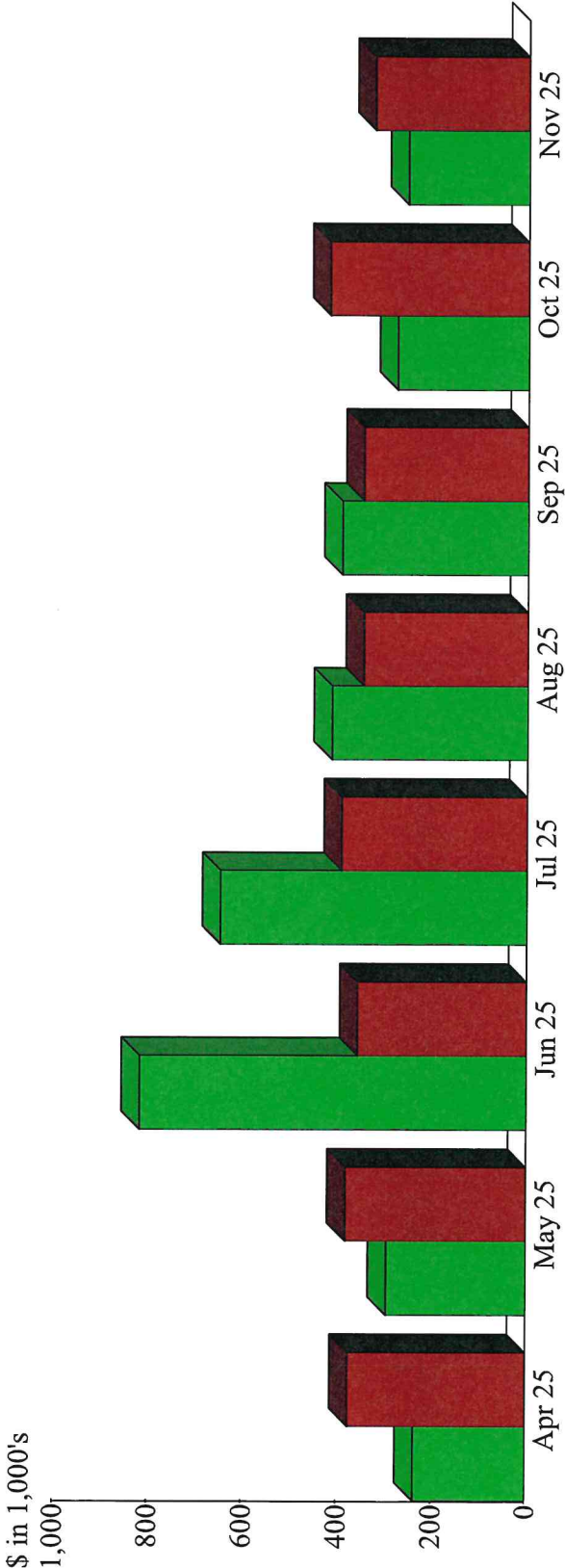
Income Summary
April through November 2025

4300000	· Loading and Unloading	17.76%
4400000	· Rental	17.43
4800000	· Marina Income	16.61
9001600	· Grant - Elect. RC Mover	12.30
4500000	· Misc Income	9.50
4000000	· Storage	9.22
9000017	· FEMA DR 4348	7.50
4600000	· Stevedoring	3.69
4200000	· Wharfage	2.77
4100000	· Dockage	1.43
Other		1.79
Total		\$3,622,133.60



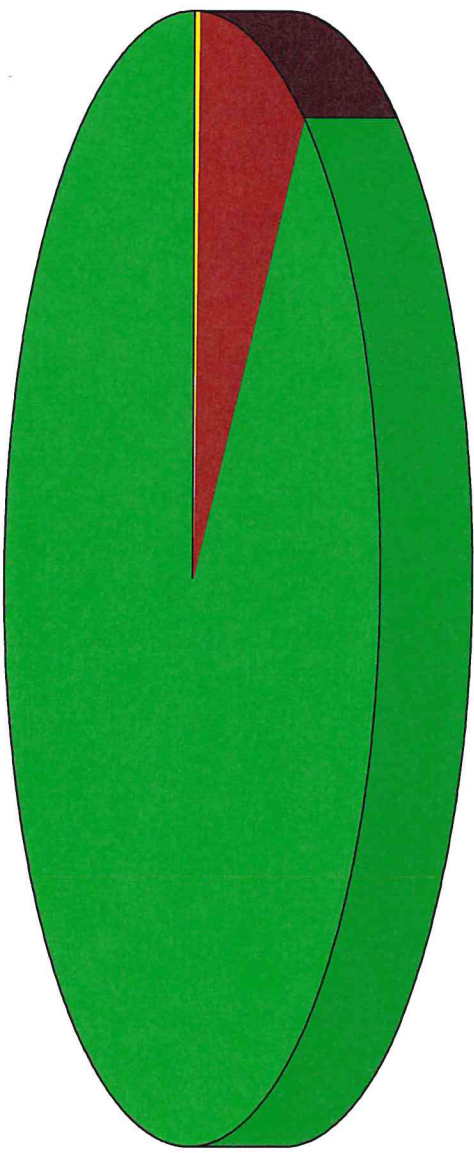
By Account

Income and Expense by Month
April through November 2025



Income Summary
April through November 2025

Port	90.14%
Marina	9.66
RV Park	0.20
Total	\$3,343,302.55



By Class

Port of Oswego Authority
Cash Position Report
As of November 30, 2025

	Beginning Balance	Debit	Credit	Net Change	Ending Balance
1000600 · Imprest Fund - Key Bank					
Total 1000600 · Imprest Fund - Key Bank	40,974.04	380,727.00	313,666.66	67,060.34	108,034.38
1000700 · Health Fund - Key Bank					
Total 1000700 · Health Fund - Key Bank	2,424.65	469.79	1,770.41	-1,300.62	1,124.03
1001000 · Comptroller Fund - Key Bank					
Total 1001000 · Comptroller Fund - Key Bank	27,207.05	298,265.12	309,533.06	-11,267.94	15,939.11
1001001 · Gen. State Checking - Key Bank					
Total 1001001 · Gen. State Checking - Key Bank	82,390.06	309,406.76	322,643.03	-13,236.27	69,153.79
1001500 · Key Money Market					
Total 1001500 · Key Money Market	2,495.12	1.13	0.00	1.13	2,496.25
TOTAL	155,490.92	988,869.80	947,613.16	41,256.64	196,747.56

Port of Oswego Authority
Balance Sheet
As of November 30, 2025

	Nov 30, 25	Nov 30, 24	\$ Change
ASSETS			
Current Assets			
Checking/Savings			
1000100 · Petty Cash	109.99	93.04	16.95
1000300 · Oswego Marina - Register fund	600.00	600.00	0.00
1000600 · Imprest Fund - Key Bank	108,034.38	186,823.37	-78,788.99
1000700 · Health Fund - Key Bank	1,124.03	1,100.15	23.88
1001000 · Comptroller Fund - Key Bank	15,939.11	23,397.27	-7,458.16
1001001 · Gen. State Checking - Key Bank	69,153.79	27,904.77	41,249.02
1001500 · Key Money Market	2,496.25	30,946.70	-28,450.45
1003200 · CD - Wtrline Maint Fund	10,887.00	10,536.96	350.04
1003300 · CD - Bldg Rehab Fund	105,314.43	101,805.43	3,509.00
Total Checking/Savings	313,658.98	383,207.69	-69,548.71
Accounts Receivable			
1100000 · Accounts Receivable	286,550.90	185,521.44	101,029.46
Total Accounts Receivable	286,550.90	185,521.44	101,029.46
Other Current Assets			
1100103 · Accounts Receivable Other	1,995.04	995.04	1,000.00
1100104 · Short term Lease Receivable	240,318.48	366,346.46	-126,027.98
1201000 · Prepaid Insurance	71,717.99	71,961.67	-243.68
1202000 · Prepaid expense	193.05	193.05	0.00
1210000 · Inventory Asset	21,420.31	14,113.57	7,306.74
1300000 · Grant Receivable	1,081,268.92	2,540,954.34	-1,459,685.42
1400000 · Cont. Stab. Prog. Reserve	14,130.00	19,003.00	-4,873.00
1499000 · Undeposited Funds	357.28	1,337.27	-979.99
Total Other Current Assets	1,431,401.07	3,014,904.40	-1,583,503.33
Total Current Assets	2,031,610.95	3,583,633.53	-1,552,022.58
Fixed Assets			
1502000 · Land & Land Impr-Capital Assets	14,074,827.75	14,074,827.75	0.00
1502050 · Land & Land Impr-Held for Lease	1,568,471.55	1,720,082.91	-151,611.36
1502100 · Alcan Water Line	1.00	1.00	0.00
1502300 · Bldgs & Improvem-Capital Assets	23,564,714.33	8,515,160.43	15,049,553.90
1502350 · Bldgs & Improvem-Held for Lease	4,071,708.32	4,060,508.32	11,200.00
1502400 · Office Equipment & Furniture	495,786.78	489,831.94	5,954.84
1502500 · Operating Equipment	3,532,805.49	3,526,931.91	5,873.58
1502501 · Equipment - Marina	327,788.39	316,721.60	11,066.79
1502550 · Lease Assets	571,973.27	650,694.19	-78,720.92
1502555 · Accumulated Amortization	-193,432.40	-112,813.44	-80,618.96
1502600 · Computer Software	32,872.24	32,872.24	0.00
1502800 · Acc Dep-Bldg & Impr-Cap Assets	-7,098,006.54	-6,906,904.54	-191,102.00
1502850 · Acc Dep Bldg & Impr-Held for Le	-2,562,118.00	-2,445,921.00	-116,197.00
1502900 · Acc Dep - Operating Equip	-2,637,121.33	-2,451,505.33	-185,616.00
1502905 · Acc Dep - Marina equipment	-253,266.00	-238,569.00	-14,697.00
1503000 · Acc Dep - Office Equipment	-474,788.46	-468,900.46	-5,888.00
1503100 · Acc Dep-Land & Impr-Cap Assets	-9,173,027.11	-8,623,469.11	-549,558.00

Port of Oswego Authority
Balance Sheet
As of November 30, 2025

	Nov 30, 25	Nov 30, 24	\$ Change
1503101 · Acc Dep - Computer Software	-32,872.00	-32,872.00	0.00
1503150 · Acc Dep Land & Impr-Held for Le	-248,852.00	-166,594.00	-82,258.00
1503200 · Acc Dep - Lease Asset	-158,555.00	-158,555.00	0.00
1503600 · Equipment - New or Replacement	0.00	5,873.58	-5,873.58
1504000 · Cap Imp-Osw.Marina bldg update	0.00	13,096.72	-13,096.72
1504200 · Cap Imp - Warehouse roof	0.00	38,790.00	-38,790.00
1505100 · Cap Imp - Wash Rack at Shop	39,982.00	0.00	39,982.00
1505600 · Cap Imp - Agricultural Center	3,410.88	14,978,466.74	-14,975,055.86
1505700 · Cap Imp - Marina Pumpout System	0.00	11,066.79	-11,066.79
1505900 · Cap Imp - '23 PFRAP Pin 3935.88	226,782.78	110,267.28	116,515.50
1506000 · Cap Imp - Marina sewer imprvmt	0.00	7,840.00	-7,840.00
1506100 · Cap Imp - Marina Bathhse addit	5,648.61	0.00	5,648.61
1506301 · Cap Imp - Silo improvements	36,810.38	0.00	36,810.38
1506401 · Cap Imp - Elect. Railcar Mover	473,149.87	4,968.00	468,181.87
1507300 · Cap Imp - Scales	83,690.42	49,498.00	34,192.42
1507500 · Cap Imp-Marina Hoist Dock rehab	130,090.10	47,452.88	82,637.22
1507800 · Cap Imp - FEMA-West 2017	4,492,351.79	3,523,889.39	968,462.40
1507802 · Cap Imp - FEMA-East 2017	1,689,658.29	1,689,658.29	0.00
1508600 · Cap Imp-REDI 19515-Goble Marina	2,102,472.26	2,085,667.04	16,805.22
1508900 · Cap Imp-Fitzgibbons Prop Imprv	0.00	48,388.64	-48,388.64
1509600 · Cap Imp-Ramp for truck loading	19,442.39	0.00	19,442.39
Total Fixed Assets	34,712,400.05	34,396,451.76	315,948.29
Other Assets			
1100105 · Long Term Lease Receivable	735,240.56	1,071,275.48	-336,034.92
1100106 · Interest Receivable	1,976.78	3,122.32	-1,145.54
1800000 · Pension - Deferred Outflow	256,640.00	416,815.00	-160,175.00
1800001 · Deferred Outflow - OPEB	254,270.00	251,739.00	2,531.00
Total Other Assets	1,248,127.34	1,742,951.80	-494,824.46
TOTAL ASSETS	37,992,138.34	39,723,037.09	-1,730,898.75
LIABILITIES & EQUITY			
Liabilities			
Current Liabilities			
Accounts Payable			
2000100 · Accounts Payable	129,534.36	1,122,916.23	-993,381.87
Total Accounts Payable	129,534.36	1,122,916.23	-993,381.87
Credit Cards			
2000101 · Key Bank - Bill Mastercard	2,919.65	1,653.40	1,266.25
2000103 · Lowe's credit card	227.88	191.64	36.24
2000104 · Tractor Supply credit card	0.00	109.99	-109.99
Total Credit Cards	3,147.53	1,955.03	1,192.50
Other Current Liabilities			
2000200 · Retainage Payable	0.00	141,847.96	-141,847.96
2000300 · Accounts Payable Other	937.79	46,497.55	-45,559.76
2000610 · Deposits received	25,000.00	25,000.00	0.00
2000700 · Refund payable	181,658.15	181,658.15	0.00

Port of Oswego Authority
Balance Sheet
As of November 30, 2025

	Nov 30, 25	Nov 30, 24	\$ Change
2001000 · Accrued Salaries	52,350.76	37,372.40	14,978.36
2001200 · Accrued Compensation	52,893.21	74,102.28	-21,209.07
2001600 · Accrued NYS Retirement Withheld	1,820.54	1,202.74	617.80
2001700 · NYS Retirement Loan Withheld	926.00	964.00	-38.00
2001800 · NYS Retirement Arrears Withheld	379.70	488.88	-109.18
2002700 · Accrued NYS PFL withheld	2,769.12	2,476.78	292.34
2003000 · #1570A Pension Fund	183,570.01	67,037.25	116,532.76
2003100 · 1570 1% Checkoff Withheld	2,096.68	952.60	1,144.08
2003200 · 1570 1/10% Checkoff Withheld	209.54	95.16	114.38
2003300 · 1570A 9/10% Checkoff Withheld	1,887.24	857.31	1,029.93
2003401 · 1570A Local Dues Withheld	4,220.02	1,596.14	2,623.88
2003600 · CSEA dues Withheld	338.54	299.75	38.79
2003800 · Deferred Comp Liability	0.00	678.71	-678.71
2004500 · Accrued Mass Mutual withheld	-170.41	-184.26	13.85
2005600 · Payments on Insurance Claims	961.95	961.95	0.00
2005700 · Short Term Lease Liability	173,505.27	170,081.49	3,423.78
2550000 · Sales Tax Payable	-8,915.04	-6,337.67	-2,577.37
Total Other Current Liabilities	676,439.07	747,649.17	-71,210.10
Total Current Liabilities	809,120.96	1,872,520.43	-1,063,399.47
Long Term Liabilities			
2500500 · Advances from NYS	3,355,925.71	3,405,925.71	-50,000.00
2500600 · Vehicle Note Payable	32,913.69	40,337.07	-7,423.38
2500801 · Line of Credit 0169-Pathfinder	350,814.42	86,205.01	264,609.41
2501400 · OPEB liability	1,851,195.00	1,655,480.00	195,715.00
2501700 · LOC 1753 Pathfinder-Goble/FEMA	1,202,350.08	780,000.00	422,350.08
2502200 · Note Payable-SANY Forklift-LEAF	309,206.76	381,284.15	-72,077.39
2502300 · Note Payable-SANY Wheel Loader	188,509.77	216,593.08	-28,083.31
2503500 · Long Term Lease Liability	54,826.25	216,414.16	-161,587.91
2600000 · Net Pension Liability - ERS	358,854.00	491,403.00	-132,549.00
2800001 · Deferred Inflow - OPEB	734,031.00	878,276.00	-144,245.00
2800002 · Deferred Inflow - Lessor	896,011.99	1,358,488.01	-462,476.02
Total Long Term Liabilities	9,334,638.67	9,510,406.19	-175,767.52
Total Liabilities	10,143,759.63	11,382,926.62	-1,239,166.99
Equity			
3000500 · Contributed Capital	144,946.00	144,946.00	0.00
3001000 · Contributed Capital - Federal	45,777.00	45,777.00	0.00
3001500 · Grant from NYS	2,253,367.90	2,253,367.90	0.00
3001600 · Grant MultiCodul Capital Proj	2,073,783.33	2,073,783.33	0.00
3001700 · Grant-MultiModal	370,000.00	370,000.00	0.00
3001800 · Grant Energy Savings	60,000.00	60,000.00	0.00
3005000 · Retained Earnings	22,506,431.33	20,302,491.02	2,203,940.31
Net Income	394,073.15	3,089,745.22	-2,695,672.07
Total Equity	27,848,378.71	28,340,110.47	-491,731.76
TOTAL LIABILITIES & EQUITY	37,992,138.34	39,723,037.09	-1,730,898.75

Port of Oswego Authority
Profit & Loss
November 2025

Ordinary Income/Expense	Period to Date			Year to Date		
	Nov 25	Oct 25	\$ Change	Apr - Nov 25	Apr - Nov 24	\$ Change
Income						
4000000 · Storage	43,896.55	35,643.96	8,252.59	333,861.31	281,097.52	52,763.79
4100000 · Dockage	5,180.46	5,986.32	-805.86	51,617.34	51,244.94	372.40
4200000 · Wharfage	11,821.78	8,752.79	3,068.99	100,184.11	118,126.20	-17,942.09
4300000 · Loading and Unloading	57,167.55	53,280.24	3,887.31	643,160.41	318,129.89	325,030.52
4400000 · Rental	59,069.46	101,569.47	-42,500.01	631,513.88	564,512.28	67,001.60
4500000 · Misc Income	35,060.75	36,369.89	-1,309.14	344,232.28	221,517.61	122,714.67
4600000 · Stevedoring	33,296.84	1,313.25	31,983.59	133,768.87	480,344.29	-346,575.42
4800000 · Marina Income	2,855.00	40,362.51	-37,507.51	601,808.17	641,602.21	-39,794.04
4850000 · RV Park	0.00	1,000.00	-1,000.00	6,725.00	3,360.00	3,365.00
Total Income	248,348.39	284,278.43	-35,930.04	2,846,871.37	2,679,934.94	166,936.43
Cost of Goods Sold						
4900000 · Cost of Goods Sold	0.00	8,629.10	-8,629.10	278,831.05	290,062.68	-11,231.63
Total COGS	0.00	8,629.10	-8,629.10	278,831.05	290,062.68	-11,231.63
Gross Profit	248,348.39	275,649.33	-27,300.94	2,568,040.32	2,389,872.26	178,168.06
Expense						
5000000 · Personal Service	122,025.05	206,152.74	-84,127.69	1,166,161.29	1,045,156.96	121,004.33
605000a · Travel Expense	571.67	1,156.42	-584.75	8,913.33	8,052.85	860.48
610000a · Auto Expense	999.84	42.99	956.85	1,281.64	419.01	862.63
611000a · Fuel expense	2,234.60	1,821.85	412.75	20,991.21	20,796.98	194.23
615000a · Office Supplies	8,200.63	3,902.56	4,298.07	65,419.64	41,799.03	23,620.61
6150200 · General Insurance Expense	25,614.74	25,614.74	0.00	218,664.68	226,629.20	-7,964.52
620000a · Advertising & Printing	1,581.47	1,469.12	112.35	16,176.76	17,497.09	-1,320.33
625000a · Communications	450.90	807.18	-356.28	6,892.49	6,196.04	696.45
6260000 · FTZ expenses	0.00	0.00	0.00	0.00	900.00	-900.00
630000a · Fuel, Light & Power	4,725.78	8,607.23	-3,881.45	50,794.40	55,470.07	-4,675.67
635000a · Household Supplies	2,297.37	5,171.55	-2,874.18	28,806.43	14,830.47	13,975.96
640000a · Payroll Taxes	7,600.72	13,327.71	-5,726.99	79,215.30	74,662.98	4,552.32
645000a · Health Insurances	22,292.79	28,227.65	-5,934.86	222,301.93	208,576.55	13,725.38
6500000 · ILA Pension	29,438.63	52,444.69	-23,006.06	289,949.27	186,600.38	103,348.89
6520000 · CSEA Workboots/Workclothes	160.50	0.00	160.50	597.01	810.92	-213.91
655000a · Special Supplies	14,674.84	20,501.75	-5,826.91	115,580.07	54,513.72	61,066.35
655130a · Spec Supp & Ex - Metered Water	0.00	1,425.69	-1,425.69	2,308.09	2,262.94	45.15

Port of Oswego Authority
Profit & Loss
November 2025

	Period to Date			Year to Date		
	Nov 25	Oct 25	\$ Change	Apr - Nov 25	Apr - Nov 24	\$ Change
6551500 • Spec Supp & Ex - Comm Support	0.00	0.00	0.00	10,000.00	10,800.00	-800.00
6560000 • Professional Services	11,738.38	12,170.59	-432.21	95,945.93	112,956.77	-17,010.84
6570000 • Marina Supp & Expenses	1,181.79	4,080.99	-2,899.20	57,533.32	73,055.57	-15,522.25
6580000 • Education/Training	0.00	129.00	-129.00	2,929.00	995.00	1,934.00
6590000 • Technical Services	9,828.00	0.00	9,828.00	28,166.25	4,394.25	23,772.00
660000a • Repairs & Maintenance	993.50	1,950.34	-956.84	121,096.20	59,332.75	61,763.45
6670000 • House Gasoline	0.00	80.94	-80.94	1,042.53	1,619.18	-576.65
6700000 • Rentals	22,975.00	0.00	22,975.00	70,489.67	0.00	70,489.67
6700200 • Lease-Track Mobile	2,558.00	2,558.00	0.00	20,464.00	0.00	20,464.00
6700300 • Lease - other equipment leases	0.00	0.00	0.00	0.00	23,196.00	-23,196.00
6700301 • Lease - vehicles	0.00	0.00	0.00	2,620.33	0.00	2,620.33
6750000 • Write offs	0.00	0.00	0.00	1,294.88	0.00	1,294.88
6800000 • Museum	1,782.79	451.56	1,331.23	6,171.79	4,667.07	1,504.72
6850000 • Interest Expense	12,907.02	13,502.31	-595.29	110,961.82	61,261.28	49,700.54
6900000 • Freight Expense	4,010.77	11.99	3,998.78	13,548.26	1,873.46	11,674.80
Total Expense	310,844.78	405,609.59	-94,764.81	2,836,317.52	2,319,326.52	516,991.00
Net Ordinary Income	-62,496.39	-129,960.26	67,463.87	-268,277.20	70,545.74	-338,822.94
Other Income/Expense						
Other Income						
8999999 • Interest Income - Leases	1,976.55	2,032.01	-55.46	17,358.62	27,135.86	-9,777.24
9000000 • Interest Income	418.69	465.36	-46.67	7,564.12	21,769.42	-14,205.30
9000001 • Grant - Agricultural Center	0.00	0.00	0.00	0.00	385,430.01	-385,430.01
9000014 • NYS Grant Pin 3935.59 ET Pier	0.00	0.00	0.00	0.00	36,258.94	-36,258.94
9000015 • Settlement	0.00	0.00	0.00	26.01	0.00	26.01
9000017 • FEMA DR 4348	0.00	0.00	0.00	271,708.34	2,590,110.64	-2,318,402.30
9001400 • REDI - Goble Marina	0.00	0.00	0.00	0.00	96,358.31	-96,358.31
9001600 • Grant - Elect. RC Mover	5,097.00	0.00	5,097.00	445,597.00	0.00	445,597.00
9001700 • NYS Grant Pin 3539.88 Track/Sto	0.00	0.00	0.00	33,008.14	0.00	33,008.14
Total Other Income	7,492.24	2,497.37	4,994.87	775,262.23	3,157,063.18	-2,381,800.95
Other Expense						
9005500 • Amortization Expense	14,303.55	14,303.55	0.00	112,911.88	137,863.70	-24,951.82
Total Other Expense	14,303.55	14,303.55	0.00	112,911.88	137,863.70	-24,951.82
Net Other Income	-6,811.31	-11,806.18	4,994.87	662,350.35	3,019,199.48	-2,356,849.13
Net Income	-69,307.70	-141,766.44	72,458.74	394,073.15	3,089,745.22	-2,695,672.07

Port of Oswego Authority
Marina Profit & Loss
April through November 2025

Ordinary Income/Expense	Apr - Nov 25	Apr - Nov 24	\$ Change
Income			
4400000 · Rental	0.00	700.00	-700.00
4800000 · Marina Income			
4800100 · Marina Inc - Slip Rental	82,750.00	82,750.00	0.00
4800101 · Marina Inc-Transient mooring	63,217.90	72,475.00	-9,257.10
4800200 · Marina Inc - Misc	622.00	715.00	-93.00
4800300 · Marina Inc - Storage	53,408.00	55,750.00	-2,342.00
4800301 · Marina Inc-MastUnstepStoreStep	1,925.00	2,275.00	-350.00
4800400 · Marina Inc - Gas Sales	343,953.80	375,458.05	-31,504.25
4800500 · Marina Inc-Gin Pole	14,029.00	22,349.75	-8,320.75
4800501 · Marina Inc-Hoist	5,022.00	3,825.00	1,197.00
4800600 · Marina-FishClean/OYC/Barn Rent	1,200.00	1,200.00	0.00
4800800 · Marina Inc - Towing services	4,595.00	5,238.50	-643.50
4800900 · Marina Inc - Service/Labor	2,924.75	1,489.55	1,435.20
4801000 · Marina Inc - Winterization	11,950.00	15,417.00	-3,467.00
4801100 · Marina Inc - Tackle	16.00	17.25	-1.25
4801200 · Marina Inc - Boat Supply	947.72	906.36	41.36
4801400 · Marina Inc - Beverages	419.00	302.50	116.50
4801500 · Marina Inc - Snacks	335.00	599.25	-264.25
4801700 · Marina Inc - Ice	693.00	834.00	-141.00
4805000 · Marina Inc - Goble	13,800.00	0.00	13,800.00
Total 4800000 · Marina Income	601,808.17	641,602.21	-39,794.04
4850000 · RV Park	100.00	0.00	100.00
Total Income	601,908.17	642,302.21	-40,394.04
Cost of Goods Sold	278,831.05	290,062.68	-11,231.63
Gross Profit	323,077.12	352,239.53	-29,162.41
Expense			
5000000 · Personal Service	152,127.22	142,721.16	9,406.06
615000a · Office Supplies	1,765.12	2,333.45	-568.33
635000a · Household Supplies	1,799.37	1,619.84	179.53
640000a · Payroll Taxes	13,008.74	12,511.74	497.00
645000a · Health Insurances	2,790.26	2,807.64	-17.38
655000a · Special Supplies	1,418.88	2,419.14	-1,000.26
6570000 · Marina Supp & Expenses			
6571000 · MarinaSupp & Ex-Misc	6,954.34	2,730.19	4,224.15
6571200 · MarinaSupp & Ex-Maintenance	100.00	1,085.15	-985.15
6571201 · MarinaSupp & Ex-Equip repairs	1,190.35	14,451.61	-13,261.26
6571300 · MarinaSupp & Ex-Utilities	12,244.70	11,934.53	310.17
6571400 · MarinaSupp & Ex-Credit Card Exp	35,329.21	38,721.29	-3,392.08
6571600 · MarinaSupp & Ex-Winteriz costs	1,386.42	3,200.67	-1,814.25
6571700 · MarinaSupp & Ex-Cable	0.00	979.84	-979.84
6571800 · Marina Supp & Ex-reg over/short	-1.65	4.37	-6.02
6573000 · MarinaSupp & Ex-Ice	300.00	0.00	300.00
Total 6570000 · Marina Supp & Expenses	57,503.37	73,107.65	-15,604.28
6580000 · Education/Training	129.00	0.00	129.00
660000a · Repairs & Maintenance	9,086.42	12,238.79	-3,152.37
6670000 · House Gasoline	566.27	1,107.15	-540.88
6700000 · Rentals	0.00	0.00	0.00
6700300 · Lease - other equipment leases	4,560.00	4,560.00	0.00
6750000 · Write offs	1,294.88	0.00	1,294.88
6900000 · Freight Expense	15.00	177.99	-162.99
Total Expense	246,064.53	255,604.55	-9,540.02
Net Ordinary Income	77,012.59	96,634.98	-19,622.39
Net Income	77,012.59	96,634.98	-19,622.39

Exhibit C-2

**Port of Oswego Authority
Imprest Bills**

November 4, 2025
W-93

Avaya Financial Services	Telephone Lease	\$2,145.50
Benefit Resource, Inc.	Pre-Tax Monthly Administration Fee for October 2025	\$125.00
Brophy Services, Inc.	Monthly Janitorial Service at F&W beginning 10/14/2025 & Floor Stripping & Refinishing, completed the weeof 10/13/2025	\$3,066.15
Burke's Do-it-Best Home Center	Shop Use Items for the Marina, Blade for Band Saw, Padlock	\$90.45
Business Council of NYS, Inc.	Annual Membership	\$383.00
Cintas	Floor Mats & Work Clothes for Garage Staff	\$65.98
Glider Oil	Port Propane	\$21.94
Key Bank - B	Monthly Credit Card Charges	\$2,084.98
NaGr #-05002 Gas & Elec New Garage	Electric & Gas Supply & Delivery	\$163.51
NaGr #-09104 Lighting-1 Gate, 1 NE Corner	Electric & Gas Supply & Delivery	\$137.18
PathFinder Bank - LOC	Interest on LOC	\$1,828.07
PathFinder Bank - LOC (Goble/FEMA)	Interest on LOC	\$7,506.34
Paychex	Payroll Administration & Fees	\$1,464.56
S&B Computer and Office Products, Inc.	Port Water, Office & Housekeeping Supplies	\$401.76
Shark Welding & Repair Service	Equipment Hoist for Grain Silo	\$11,500.00
The Main Street America Group	Auto Insurance Policy Adjustment	\$1,654.00
Volney Multiplex Inc.	Adding Security Cameras at Guard Shack, Labor	\$437.50

**Port of Oswego Authority
Imprest Bills**

November 4, 2025
W-93

Wells Technology, Inc

\$130.03

Shop Use Items

\$33,205.95

November 14, 2025
W-97

\$57,978.00

\$57,978.00

Port of Oswego Authority
Imprest Bills

November 14, 2025
W-98

LEAF

Heavy Forklift Monthly Payment & Wheel Loader Monthly Payment

\$11,745.62

\$11,745.62

**Port of Oswego Authority
Imprest Bills**

November 5 - 14, 2025
W-99

Ally		\$379.67
	Monthly Lease Payment for 2025 Jeep Compass	
AmVet Office Supplies, LLC		\$122.92
	Office Supplies - Copy Paper; Housekeeping Supplies	
Burke's Do-it-Best Home Center		\$12.47
	Winterization Supplies for the Marina	
Butler Disposal Systems Inc		\$486.30
	Rolloff Haul, Fuel Surcharge, & Oswego County Disposal Fees	
City of Oswego Water - #000004-000		\$1,304.51
	Water & Sewer - 1 East 2nd Street	
City of Oswego Water - #006583-000		\$121.18
	Water & Sewer - Lake Road Water Line	
Glider Oil		\$357.08
	Port Propane, Port Diesel	
Intuit		\$952.40
	Quickbook Checks, Form Envelopes, Check Envelopes	
National Grid		\$9,822.52
	Electric Delivery & Gas Service (13 Accounts)	
Paychex		\$1,007.00
	Payroll Administration & Fees	
Paychex		\$1,629.68
	Payroll Administration & Fees	
Raby's Ace Homecenter		\$323.63
	Supplies for Marina Bathroom Addition, Credits	
Verizon Business		\$125.90
	Port Cell Phones for Schneider, McMahon, Lundy, DeCarr	

\$16,645.26

Port of Oswego Authority
Imprest Bills

November 15 - 18, 2025
W-100

SUNY Oswego		\$9,828.00
	Payroll for Probe Lab Students	
		<hr/>
		\$9,828.00

**Port of Oswego Authority
Imprest Bills**

November 15 - 18, 2025
W-101

John Miller	Dunnage for Aluminum Ingots	\$9,600.00
		<hr/> \$9,600.00

**Port of Oswego Authority
Imprest Bills**

November 15 - 18, 2025
W-102

James D. Miner		\$160.50
	Work Boots Reimbursement	
Alta Material Handling		\$2,558.00
	Trackmobile Monthly Lease	
Brophy Services, Inc.		\$1,650.00
	Monthly Janitorial Service at F&W	
Butler Disposal Systems Inc		\$353.65
	Container Lift, Trash Service, Dumpster Rental, Recycle Service, & Fuel Surcharges	
Chirello Advertising		\$1,581.47
	Advertising Services - Highway H2O News Release, Oswego County Business Magazine, Oswego County Today	
Davis Harrison Dion, Inc.		\$2,500.00
	Professional Services - Monthly Consultant Retainer Services	
Ed & Ed Business Technology, Inc.		\$91.36
	Contract Charge for Copier	
Glider Oil		\$481.30
	Port Propane	
LexisNexis		\$221.45
	Legal Information	
Lowe's		\$361.08
	Monthly Credit Card Charges	
NaGr #-40127 11 Lake St Gas & Elec.		\$337.36
	Electric Supply & Delivery (1 Account, 5 Months)	
PathFinder Bank - 2024 Chevy P/U		\$833.15
	Monthly Vehicle Loan	
Pitney Bowes Purchase Power		\$150.00
	Postage Meter Refill	
Resilient Support Services, Inc.		\$124.81
	Office & Housekeeping Supplies	
S&B Computer and Office Products, Inc.		\$69.43
	Office & Housekeeping Supplies	
WEX Inc.		\$292.93
	Fuel for Port Vehicles	

\$11,766.49

**Port of Oswego Authority
Imprest Bills**

November 25, 2025
W-105

Bousquet Holstein PLLC	Professional Services - Legal Counsel - General Matters & License?lease Negotiation w/ Maritime Museum	\$4,508.00
Business Council of NYS, Inc.	Life, AD&D, LTS Insurance	\$372.45
C&S Engineers, Inc.	Professional Services - Multi-Sector Permitt & SWPPP, Misc. Engineering Tasks, & Electric Railcar Mover	\$3,955.38
Computer Outlet North, Inc.	10-Hour Service Agreement, Office Supplies - Fiber Aggregation Switch for Marina Gas Dock Office	\$1,549.00
Fastenal Company	Shop Use Items	\$142.69
Glider Oil	Port Propane, Port Diesel	\$434.22
Haun Welding Supply Inc.	Cylinder Rental for October 2025	\$150.96
NaGr #-40127 11 Lake St Gas & Elec.	Electric Supply & Delivery (1 Account, 6 billing cycles)	\$323.94
PathFinder Bank - LOC	Interest on LOC	\$1,923.45
S&B Computer and Office Products, Inc.	Port Water, Port Water Cooler Rentals, Office Supplies, Housekeeping Supplies, & Credits	\$305.37
		<hr/> \$13,665.46

Port of Oswego Authority
A/P Aging Summary
As of November 30, 2025

	Current	1 - 30	31 - 60	61 - 90	91 - 120	> 120	TOTAL
Aflac	714.96	0.00	0.00	0.00	0.00	0.00	714.96
American Great Lakes Ports Association	0.00	5,712.70	0.00	0.00	0.00	0.00	5,712.70
Avaya Financial Services	2,145.50	0.00	0.00	0.00	0.00	0.00	2,145.50
Benefit Resource, Inc.	125.00	0.00	0.00	0.00	0.00	0.00	125.00
Blackburn Graphics, LLC	255.00	0.00	0.00	0.00	0.00	0.00	255.00
Burke's Do-it-Best Home Center	156.73	0.00	0.00	0.00	0.00	0.00	156.73
Butler Disposal Systems Inc	243.65	0.00	0.00	0.00	0.00	0.00	243.65
Cintas	258.51	0.00	0.00	0.00	0.00	0.00	258.51
Cooper Electric	172.20	0.00	0.00	0.00	0.00	0.00	172.20
CSEA Employee Benefit Fund	1,702.79	0.00	0.00	0.00	0.00	0.00	1,702.79
CSX Transportation	0.00	0.00	10,650.00	900.00	4,125.00	27,900.00	43,575.00
Glider Oil	645.33	234.42	0.00	0.00	0.00	0.00	879.75
ICC Community Development Solutions LLC	1,000.00	0.00	0.00	0.00	0.00	0.00	1,000.00
Key Bank - B	1,151.43	0.00	0.00	0.00	0.00	0.00	1,151.43
LEAF	11,902.61	0.00	0.00	0.00	0.00	0.00	11,902.61
LexisNexis	442.90	0.00	0.00	0.00	0.00	0.00	442.90
MassMutual	274.78	0.00	0.00	0.00	0.00	0.00	274.78
Mohawk Global Logistics Corp	375.00	0.00	0.00	0.00	0.00	0.00	375.00
NaGr #-09104 Lighting-1 Gate, 1 NE Corner	137.31	0.00	0.00	0.00	0.00	0.00	137.31
NaGr #-32051 Storage (Silo & Barrel Bldg)	2,338.70	0.00	0.00	0.00	0.00	0.00	2,338.70
NaGr #-38107 Gas Museum	295.74	0.00	0.00	0.00	0.00	0.00	295.74
NaGr #-38118 Marina - Unit B	442.12	0.00	0.00	0.00	0.00	0.00	442.12
NaGr #-39107 F&W	2,219.48	0.00	0.00	0.00	0.00	0.00	2,219.48
NaGr #-40109 Electric Derrick	24.69	0.00	0.00	0.00	0.00	0.00	24.69
NaGr #-40127 11 Lake St Gas & Elec.	192.52	61.47	0.00	0.00	0.00	0.00	253.99
NaGr #-41109 Electric Museum	547.07	0.00	0.00	0.00	0.00	0.00	547.07
NaGr #-83002 - 22 Mercer - Security Pole	30.29	0.00	0.00	0.00	0.00	0.00	30.29
NaGr #-91027 Marina - Pier A	206.61	0.00	0.00	0.00	0.00	0.00	206.61
NYS Dept. of Agriculture & Markets	15.00	0.00	0.00	0.00	0.00	0.00	15.00
O'Reilly Automotive, Inc.	534.46	0.00	0.00	0.00	0.00	0.00	534.46
PathFinder Bank - LOC (Goble/FEMA)	6,913.50	0.00	0.00	0.00	0.00	0.00	6,913.50
Raby's Ace Homecenter	866.12	0.00	0.00	0.00	0.00	0.00	866.12
S&B Computer and Office Products, Inc.	151.08	0.00	0.00	0.00	0.00	0.00	151.08
Spectrum Business (Port)	175.00	0.00	0.00	0.00	0.00	0.00	175.00
State Insurance Fund	0.00	0.00	0.00	0.00	0.00	-4,389.68	-4,389.68
Steel Sales Inc.	7,810.38	0.00	0.00	0.00	0.00	0.00	7,810.38
Taylor Northeast, Inc.	33,058.00	0.00	0.00	0.00	0.00	0.00	33,058.00
Tracey Road Equipment, Inc.	6,475.00	0.00	0.00	0.00	0.00	0.00	6,475.00
WEX Inc.	340.99	0.00	0.00	0.00	0.00	0.00	340.99
TOTAL	84,340.45	6,008.59	10,650.00	900.00	4,125.00	23,510.32	129,534.36

3:14 PM

12/05/25

Port of Oswego Authority

A/R Aging Summary

As of November 30, 2025

	Current	1 - 30	31 - 60	61 - 90	91 - 120	> 120	TOTAL
*Transient	0.00	0.00	0.00	0.00	756.00	3,854.62	4,610.62 ¹
ARG International	4,319.88	6,667.37	8,116.82	0.00	0.00	0.00	19,104.07
Dean Marine & Excavating, Inc	0.00	-36,912.00	0.00	0.00	0.00	0.00	-36,912.00
DeLong, Frederick	0.00	-375.00	0.00	0.00	0.00	0.00	-375.00
Garcia, Joe	0.00	0.00	0.00	0.00	864.00	1,472.00	2,336.00 ²
General Services Admin.	9,016.41	0.00	0.00	0.00	0.00	0.00	9,016.41
Goldman Sachs & Co	5,810.15	0.00	0.00	0.00	0.00	0.00	5,810.15
GT Commodities (Gerald Metals)	2,904.38	914.80	0.00	0.00	0.00	0.00	3,819.18
Gunvor SA	2,213.02	0.00	0.00	0.00	0.00	0.00	2,213.02
H Lee White Maritime Museum	0.00	300.00	300.00	300.00	300.00	300.00	1,500.00 ³
Hartree Partners, LP	5,378.51	191.06	698.24	0.00	0.00	0.00	6,267.81
Heidelberg Materials (Lehigh)	9,491.25	0.00	0.00	0.00	0.00	0.00	9,491.25
Manning, Greg	0.00	0.00	0.00	0.00	864.00	2,336.00	3,200.00 ⁴
Marubeni America Corp.	40,455.78	0.00	1,464.89	0.00	0.00	29,302.72 ⁵	71,223.39
McKeil Marine	4,047.50	1,313.25	3,713.25 ⁶	1,545.50 ⁷	875.50 ⁸	1,313.25 ⁹	12,808.25
Mohawk Global	2,600.00	0.00	3,125.00	0.00	0.00	0.00	5,725.00
Novelis-Oswego Works	0.00	2,265.00	2,515.00	65.00	0.00	0.00	4,845.00
Novelis-special	126,183.80	0.00	0.00	8,549.17 ¹⁰	0.00	0.00	134,732.97
Nutrien Ag Solutions - CPS	242.69	0.00	0.00	0.00	0.00	0.00	242.69
Oswego Expeditions/Destination E...	0.00	0.00	0.00	0.00	0.00	-100.00	-100.00
Ryan, Patrick	0.00	0.00	0.00	0.00	756.00 ¹¹	0.00	756.00
Shark-Attach, LLC	0.00	425.00	425.00	0.00	0.00	0.00	850.00
The DeLong Co., Inc.	641.80	0.00	0.00	0.00	0.00	0.00	641.80
Vitol Inc	12,211.78	0.00	0.00	0.00	0.00	0.00	12,211.78
WT Terminal Oswego, LLC	10,553.44	0.00	0.00	1,979.07 ¹²	0.00	0.00	12,532.51
TOTAL	236,070.39	-25,210.52	20,358.20	12,438.74	4,415.50	38,478.59	286,550.90

1. Collections

2. Collections letter sent

3. Communication regarding lease in process

4. Collection letter sent

5. Disputing part of invoice

6. Received 12/1/25

7. Received 12/1/25

8. Received 12/1/25

9. Received 12/1/25

10. Invoice was missed by customer. Resubmitted for payment.

11. Pre-collection letter being sent

12. Invoice missed by customer. Resubmitted for payment.

Grants Receivable Summary
as of 11/30/2025

Project #		Name	Grant Receivable
FEMA 4348	37407	East & West Terminals	\$ 494,761.13
REDI Funds	19515	Goble Marina	\$ 154,325.79
PFRAP	3935.59	Goble Marina	\$ 100.10
DOT	3935	Agricultural Center	\$ 389,876.96
DOT	3935.65	East Terminal Track Rehab	\$ 2,729.07
DOT	3935.88	PFRAP - Addl. Track & Storage	\$ 33,628.87
DOT	3935.89	Electric Railcar Mover	\$ 5,847.00

\$ 1,081,268.92

Port of Oswego Authority
Loan Summary
as of November 30, 2025

Name	Loan Balance	Available	Rate
NYS first advances	\$ 3,355,925.71	\$ -	0.000%
Pathfinder Bank - LOC	\$ 350,814.42	\$ 149,185.58	7.000%
Pathfinder Bank - LOC FEMA/REDI	\$ 1,202,350.08	\$ 197,649.92	7.000%
Note Payable - SANY Forklift	\$ 309,206.76	\$ -	7.750%
Note Payable - 2024 Chevy Silverado	\$ 32,913.69	\$ -	6.875%
Note Payable - SANY Wheel Loader	\$ 188,509.77	\$ -	6.750%

Port of Oswego Authority
Schedule of Assets
As of November 30, 2025

	<u>Cost</u>	<u>Accum. Depr.</u>	<u>Net Book Value</u>
Fixed Assets			
1502000 · Land & Land Impr-Capital Assets	14,074,827.75	-9,173,027.11	4,901,800.64
1502050 · Land & Land Impr-Held for Lease	1,568,471.55	-248,852.00	1,319,619.55
1502100 · Alcan Water Line	1.00	0.00	1.00
1502300 · Bldgs & Improvem-Capital Assets	23,564,714.33	-7,098,006.54	16,466,707.79
1502350 · Bldgs & Improvem-Held for Lease	4,071,708.32	-2,562,118.00	1,509,590.32
1502400 · Office Equipment & Furniture	495,786.78	-474,788.46	20,998.32
1502500 · Operating Equipment	3,532,805.49	-2,637,121.33	895,684.16
1502501 · Equipment - Marina	327,788.39	-253,266.00	74,522.39
1502550 · Lease Assets	571,973.27	-158,555.00	413,418.27
1502600 · Computer Software	32,872.24	-32,872.24	0.00
Total Fixed Assets	48,240,949.12	-22,638,606.68	25,602,342.44

Port of Oswego Authority
YTD Sales Report
April through November 2025

	Apr - Nov 25	%	Apr - Nov 24	%	\$ Change
Income					
4000000 · Storage					
4002800 · Storage - Marubeni	21,171.21	0.74%	33,206.23	1.24%	-12,035.02
4002900 · Storage - Glencore	7,733.13	0.27%	40,177.81	1.50%	-32,444.68
4003000 · Storage - Goldman Sachs	17,607.34	0.62%	50,107.92	1.87%	-32,500.58
4003300 · Storage - ARG Intl.	20,595.52	0.72%	32,836.01	1.23%	-12,240.49
4003400 · Storage - Mercuria	0.00	0.00%	794.18	0.03%	-794.18
4003500 · Storage - Mitsubishi	4,482.43	0.16%	2,291.01	0.09%	2,191.42
4003800 · Storage - Alcoa	595.48	0.02%	0.00	0.00%	595.48
4004100 · Storage - SQC Metals	21,322.57	0.75%	60,177.64	2.25%	-38,855.07
4004200 · Storage - Gunvor	70,302.67	2.47%	14,675.88	0.55%	55,626.79
4004300 · Storage - Hartree Partners	1,669.81	0.06%	3,947.95	0.15%	-2,278.14
4004400 · Storage - The DeLong Co.	10,091.66	0.35%	6,091.64	0.23%	4,000.02
4004500 · Storage - GT Commodities	23,612.71	0.83%	7,030.11	0.26%	16,582.60
4005000 · Storage - Miscellaneous	134,676.78	4.73%	9,000.00	0.34%	125,676.78
4008100 · Storage - IXM	0.00	0.00%	20,761.14	0.77%	-20,761.14
Total 4000000 · Storage	333,861.31	11.73%	281,097.52	10.49%	52,763.79
4100000 · Dockage					
4100100 · Dockage - Algoma Central	7,543.38	0.26%	3,771.69	0.14%	3,771.69
4100200 · Dockage - Lehigh (Heidelberg)	32,924.76	1.16%	21,617.28	0.81%	11,307.48
4102700 · Dockage - McKeil Marine	4,800.00	0.17%	16,050.42	0.60%	-11,250.42
4102900 · Dockage - WT Terminal	6,349.20	0.22%	5,555.55	0.21%	793.65
4105000 · Dockage - Miscellaneous	0.00	0.00%	4,250.00	0.16%	-4,250.00
Total 4100000 · Dockage	51,617.34	1.81%	51,244.94	1.91%	372.40
4200000 · Wharfage					
4200100 · Wharfage - Nutrien Ag	10,873.78	0.38%	8,112.62	0.30%	2,761.16
4200200 · Wharfage - Lehigh (Heidelberg)	67,407.78	2.37%	50,235.34	1.87%	17,172.44
4202500 · Wharfage - Marubeni	5,501.18	0.19%	24,785.35	0.92%	-19,284.17
4202700 · Wharfage - Glencore	0.00	0.00%	7,861.62	0.29%	-7,861.62
4203600 · Wharfage - WT Terminal Oswego	8,696.67	0.31%	7,833.76	0.29%	862.91
4203900 · Wharfage - Gunvor	0.00	0.00%	2,859.11	0.11%	-2,859.11
4205700 · Wharfage - Mitsubishi	7,704.70	0.27%	11,435.77	0.43%	-3,731.07
4205800 · Wharfage - Hartree Partners LP	0.00	0.00%	2,858.61	0.11%	-2,858.61
4205900 · Wharfage - ARG	0.00	0.00%	2,144.02	0.08%	-2,144.02
Total 4200000 · Wharfage	100,184.11	3.52%	118,126.20	4.41%	-17,942.09
4300000 · Loading and Unloading					
4300200 · Loading and Un - Nutrien Ag	24,738.03	0.87%	23,961.79	0.89%	776.24
4300300 · Loading and Un - Novelis	334,989.69	11.77%	1,190.95	0.04%	333,798.74
4304900 · Loading and Un - Glencore	1,413.40	0.05%	64,623.12	2.41%	-63,209.72
4305000 · Loading and Un - Miscellaneous	10,721.78	0.38%	145.60	0.01%	10,576.18
4305100 · Loading and Un - Marubeni	37,145.66	1.30%	65,731.85	2.45%	-28,586.19
4305400 · Loading and Un - Goldman Sachs	30,576.92	1.07%	2,097.64	0.08%	28,479.28
4305600 · Loading and Un - ARG Int.	36,091.33	1.27%	9,818.09	0.37%	26,273.24
4305700 · Loading and Un - IXM	0.00	0.00%	47,495.35	1.77%	-47,495.35

Port of Oswego Authority
YTD Sales Report
April through November 2025

	Apr - Nov 25	%	Apr - Nov 24	%	\$ Change
4305900 · Loading and Un - Mitsubishi	48,200.19	1.69%	27,949.12	1.04%	20,251.07
4306200 · Loading and Un - Alcoa	26,131.35	0.92%	0.00	0.00%	26,131.35
4306600 · Loading and Un - SQC Metals	0.00	0.00%	15.00	0.00%	-15.00
4306700 · Loading and Un - Gunvor	32,727.27	1.15%	58,110.15	2.17%	-25,382.88
4306800 · Loading and Un - The Delong Co.	14,505.74	0.51%	16,991.23	0.63%	-2,485.49
4306900 · Loading and Un - GT Commodities	29,744.04	1.04%	0.00	0.00%	29,744.04
4307200 · Loading and Un - Hartree Prtnrs	11,349.29	0.40%	0.00	0.00%	11,349.29
4307300 · Loading and Un - Rio Tinto	4,825.72	0.17%	0.00	0.00%	4,825.72
Total 4300000 · Loading and Unloading	643,160.41	22.59%	318,129.89	11.87%	325,030.52
4400000 · Rental					
4400200 · Rental - DeLong, Fred	3,000.00	0.11%	3,000.00	0.11%	0.00
4400300 · Rental - Novelis	17,390.16	0.61%	17,390.16	0.65%	0.00
4400500 · Rental - General Svces Admin	69,074.95	2.43%	78,225.28	2.92%	-9,150.33
4400600 · Rental - Lehigh (Heidelberg)	46,735.36	1.64%	46,747.08	1.74%	-11.72
4402400 · Rental - Vinegar Hill, LLC	1,558.13	0.05%	694.48	0.03%	863.65
4402600 · Rental - Nutrien Ag	59,792.72	2.10%	59,792.72	2.23%	0.00
4403100 · Rental - H.Lee White Museum	2,400.00	0.08%	2,400.00	0.09%	0.00
4403300 · Rental - Fitzgibbons site	0.00	0.00%	300,000.00	11.19%	-300,000.00
4403400 · Rental - Shark-Attach Office	3,400.00	0.12%	3,400.00	0.13%	0.00
4403500 · Rental - WT Terminal Oswego LLC	49,162.56	1.73%	49,162.56	1.83%	0.00
4403600 · Rental - Shop Units (Marina)	0.00	0.00%	700.00	0.03%	-700.00
4405000 · Rental - Miscellaneous	379,000.00	13.31%	3,000.00	0.11%	376,000.00
Total 4400000 · Rental	631,513.88	22.18%	564,512.28	21.06%	67,001.60
4500000 · Misc Income					
4500200 · Misc Income - Novelis	22,135.75	0.78%	10,980.00	0.41%	11,155.75
4501900 · Misc Income - Demurrage reimburs	0.00	0.00%	-2,085.00	-0.08%	2,085.00
4502000 · Misc Income - Labor	143,934.25	5.06%	112,512.41	4.20%	31,421.84
4504900 · Misc Income - Metered Water	280.97	0.01%	218.16	0.01%	62.81
4505000 · Misc Income - Other	150,725.85	5.29%	50,971.24	1.90%	99,754.61
4505400 · Misc Income - Security East	27,155.46	0.95%	48,920.80	1.83%	-21,765.34
Total 4500000 · Misc Income	344,232.28	12.09%	221,517.61	8.27%	122,714.67
4600000 · Stevedoring					
4601800 · Stevedoring - Marubeni	52,508.48	1.84%	219,730.52	8.20%	-167,222.04
4601900 · Stevedoring - Glencore	0.00	0.00%	73,668.30	2.75%	-73,668.30
4602600 · Stevedoring - McKeil Marine	9,192.75	0.32%	6,115.75	0.23%	3,077.00
4602800 · Stevedoring - Mitsubishi	72,067.64	2.53%	107,160.38	4.00%	-35,092.74
4603100 · Stevedoring - Hartree Partners	0.00	0.00%	26,786.93	1.00%	-26,786.93
4605000 · Stevedoring - Miscellaneous	0.00	0.00%	20,090.80	0.75%	-20,090.80
4606100 · Stevedoring - Gunvor	0.00	0.00%	26,791.61	1.00%	-26,791.61
Total 4600000 · Stevedoring	133,768.87	4.70%	480,344.29	17.92%	-346,575.42
4800000 · Marina Income	601,808.17	21.14%	641,602.21	23.94%	-39,794.04
4850000 · RV Park	6,725.00	0.24%	3,360.00	0.13%	3,365.00
Total Income	2,846,871.37	100.00%	2,679,934.94	100.00%	166,936.43